

# Mobile Deposit Tips

## Ineligible Deposits

Checks and Items that are **NOT ELIGIBLE** to deposit by Mobile Deposit:

- Checks payable to any person or entity other than you
- Checks payable to you AND another party
- Checks payable to a person or entity not listed on the account to which the check is being deposited
- Foreign checks

## Capturing the Best Check Image

- Use good lighting, ensuring no shadows across the check
- All four corners of check are visible
- Check image is clear, not blurry
- Place on plain, dark background
- The MICR line is readable (numbers on bottom of check)

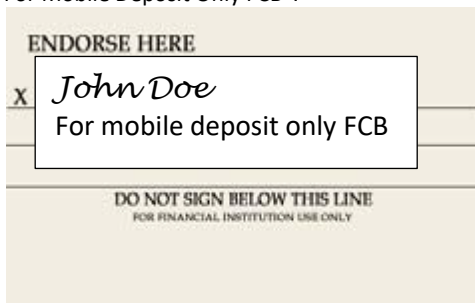
## Endorsement Tips

- Sign/Endorse the back of your check using the endorsement guidelines below
- Write "For Mobile Deposit Only FCB" on one line under the signed endorsement

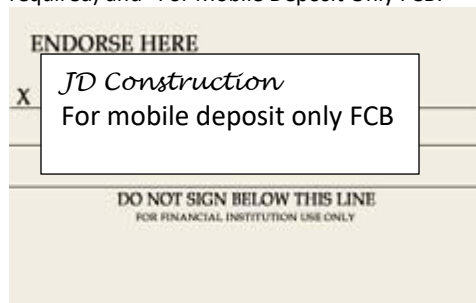
## Endorsement Guidelines

Endorse your check as if you were walking up to the teller station at the bank:

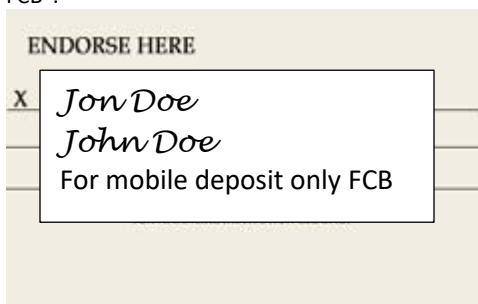
- If it is made out to John Doe and you are John Doe and your account is under John Doe: Sign John Doe. Then you may restrict the endorsement by writing "For Mobile Deposit Only FCB".



- If it is made out to JD Construction and you are John Doe and the account is JD Construction: Endorse as JD Construction (recommended, not required) and "For Mobile Deposit Only FCB."



- If it is made out to Jon Doe and you are John Doe and the account is under John Doe: Sign Jon Doe and below it sign John Doe. Then you may restrict the endorsement by writing "For Mobile Deposit Only FCB".



- If it is made out to JD Construction and you are John Doe and the account is John Doe: you may not deposit this item into your personal account.

- If it is made out to John Doe and Manhattan Bank: you may not deposit this item by mobile deposit.